

# QPB X



## FEATURES

- Constant current circuit for steady lumen output along the strip.
- Suitable for indoor wall wash
- Unique optical performance with high evenness of light spread in 12°, 15°, 22°, 34°, 55°, 15x45° Unique swiveling brackets on low profile
- Dust and water protection with UV stabilized clear cover
- IP Rate IP40
- Maximized evenness of CCT and brightness by professional bin management.
- Wide range of CCT options (2000K ~ 7000K), Dual white, Color (RGBW)
- A short increment for precise fitting, • Louver option for glare cut.
- Bespoke option for CCT, CRI, Watt



## PRODUCT DESCRIPTION CODES / SPECIFICATIONS

**A- 40H-1HC3-24-90-3- QX22SC2**

① ② ③ ④ ⑤ ⑥ ⑦ ⑧ ⑨ ⑩ ⑪

① NAME ..... ACROSENTEC

② CCT



CRI typ 95



CRI typ 85



CRI 70+

③ Level of CRI ..... H : CRI typ 95, Blank : CRI 70+, typ 85

④ LED pitch(inch/mm) ..... Refer to the Dimension

⑤ Input VOLT(DC) ..... 24 V

⑥ Length of add-on(inch/mm) ..... Refer to the table

⑦ Quantity of add-on ..... Variable

⑧ Product model ..... QX : QPB X

⑨ Beam Angle ..... Refer to the table

⑩ Feed receptacle ..... S : Single end LW, B : Both ends LW, IM, IMF, IM4, IMF4

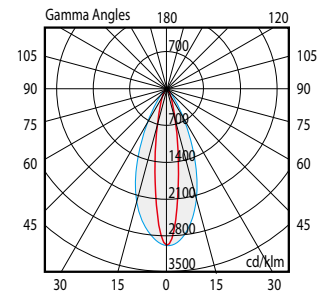
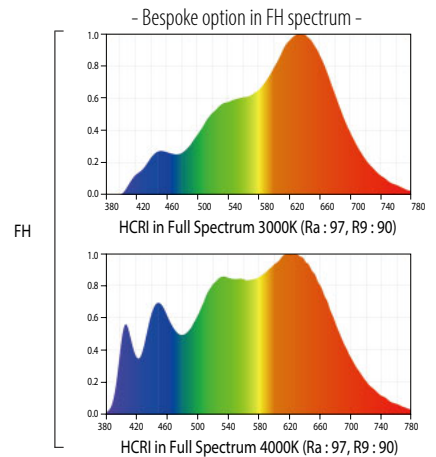
⑪ IP Rate ..... C2 : IP40

Dimming ..... PWM, DALI, 0-10, DMX

Operation Temp(°F/°C) ..... Ta : -13~122 / -25~50

Expected Life Hours ..... 60000 Hrs

Mounting Accessory ..... XJ



acrosentec

QPB X		A-◇(H)-1HC3-24-90-□-QX☆SC2	A-◇H-1HC3-24-180-□-QX☆SC2	A-◇(H)-1HC4-24-240-□-QX☆SC2	A-20(H)65(H)-2SC3-24-150-□-QX☆SC2
CCT (CRI Option)	Normal White	6500K(95, 85) 5600K(95, 85) 4000K(95, 85)	6500K(85) 5600K(85) 4000K(95, 85)	6500K(85) 5600K(85) 4000K(95, 85)	6500K(95, 85) 5600K(95, 85) 4000K(95, 85)
	Warm White	3500K(95, 85) 3000K(95, 85) 2700K(95, 85), 2450K(85), 2200K(85), 2000K(85)	3500K(95, 85) 3000K(95, 85) 3000K(95, 85) 2700K(95, 85)	3500K(95, 85) 3000K(95, 85) 3000K(95, 85) 2700K(95, 85)	2450K(85) 2200K(85) 2000K(85)
Lumen / 3' 3.4", 1MTR (CRI typ 85)	6500K, 5600K	2876	3300	2970	1650 / CCT
	4000K, 3500K	2778	3180	2862	1590 / CCT
	3000K	2673	2820	2538	-
	2700K	2637	2760	2484	-
	2450K	2250	-	-	1075 / CCT
	2200K	2167	-	-	1035 / CCT
	2000K	1995	-	-	955 / CCT
Lumen / 3' 3.4", 1MTR (CRI typ 95)	6500K, 5600K	2334	2730	-	1365 / CCT
	4000K, 3500K	2223	2550	2295	1275 / CCT
	3000K	2153	2220	1998	-
	2700K	2112	2130	1917	-
Power Consumption (Watt) 3' 3.4", 1Meter		30	30	27	30
Ⓢ Beam Angle		15°, 20°, 30°, 55°	12°, 22°, 30°, 55°, 15x45°	12°, 22°, 30°, 55°, 15x45°	60°
Power Feed direction		REAR / END / SIDE			
Temp(°F / °C) Tc		140 / 60			
Color of Fixture		Fixture : Silver, Matt black, Diffuser : Clear			
Net Wt (lb/g) / 3' 3.4", 1Meter		1.37 / 0.62			
Feed Accessory		IF, IMF, IF4, IMF4 / LW			
Max PCB length of a single product (ft/mm)		7' 1.0" / 2160	7' 1.0" / 2160	7' 1.0" / 2160	6' 10.7" / 2100
Max Serial run of PCB (ft/mm)		11' 9.7" / 3600	11' 9.7" / 3600	11' 9.7" / 3600	11' 9.7" / 3600
Ⓢ Add on PCB Length Option (inch/mm)		3.54" / 90	7.1" / 180	9.5" / 240	5.91" / 150
Total Product Length (inch/mm)		Multiple of 3.54" / 90	Multiple of 7.1" / 180	Multiple of 9.5" / 240	PCB length + 0.47" / 12

\* Data is subject to change without notice for improvement

QPB X COLOR		A-RGBW-4HC3-24-150-□-QX☆SC2
CCT (CRI Option)		6500K(70+), 5600K(70+), 4000K(70+)
WD	R	620
	G	525
	B	465
Lumen / 3' 3.4", 1MTR (W)		420
Lumen / 3' 3.4", 1MTR (RGB)		580
Power Consumption (Watt) / 3' 3.4", 1Meter		27 (RGB : 20, W : 7)
Ⓢ Beam Angle		25°, 45°, 60°, 25x50°
Power Feed direction		REAR / END / SIDE
Temp(°F / °C) Tc		140 / 60
Color of Fixture		Fixture : Silver, Matt black, Diffuser : Clear
Net Wt (lb/g) / 3' 3.4", 1Meter		1.37 / 0.62
Feed Accessory		IF6, LW
Max PCB length of a single product (ft/mm)		6' 10.7" / 2100
Max Serial run of PCB (ft/mm)		11' 9.7" / 3600
Ⓢ Add on PCB Length Option (inch/mm)		5.91" / 150
Total Product Length (inch/mm)		PCB length + 0.47" / 12

\* Data is subject to change without notice for improvement

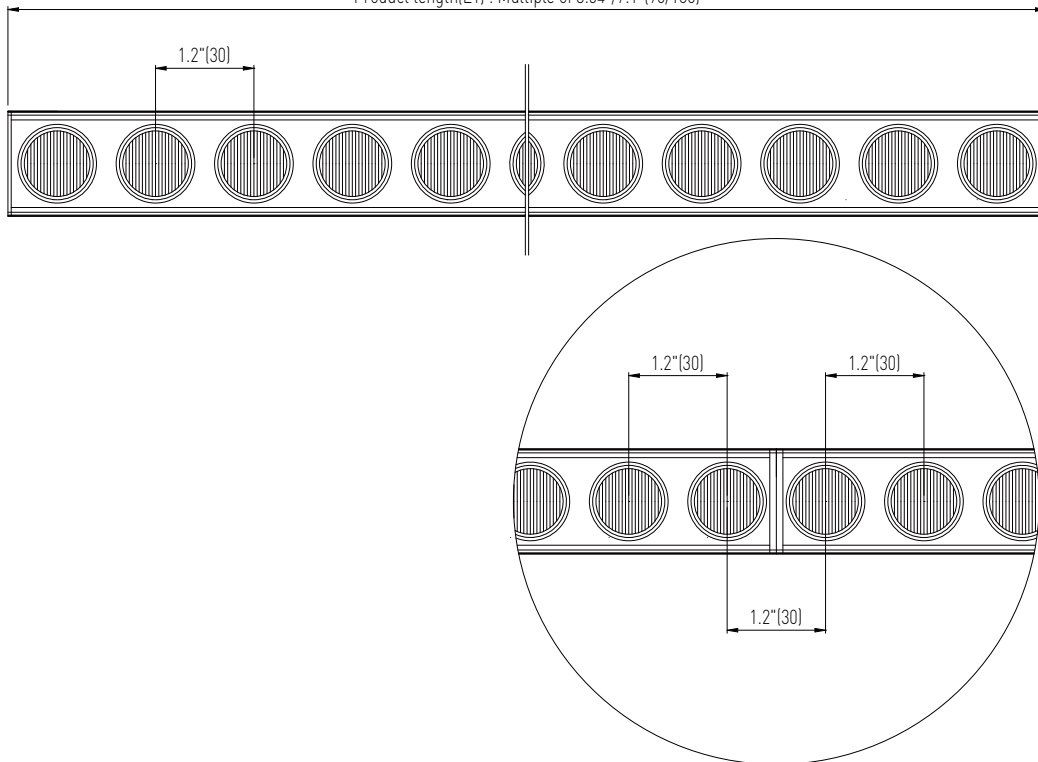
# DIMENSION

(inch / mm)

**A-◇(H)-1HC3-24-90-□-QX☆SC2**

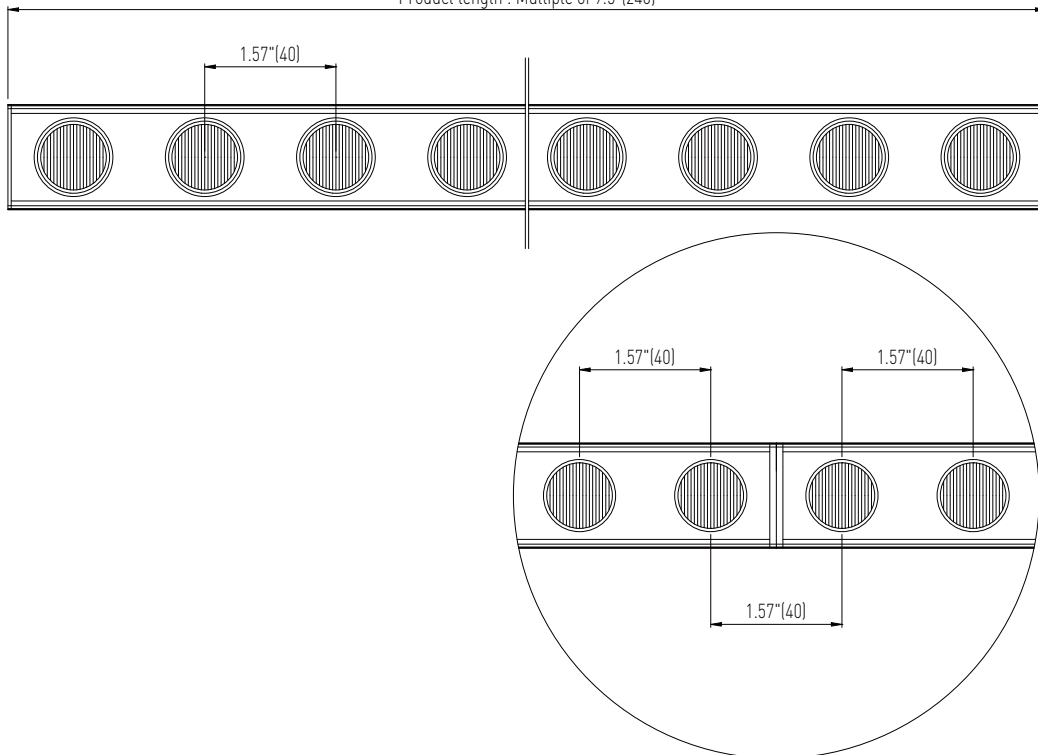
**A-◇(H)-1HC3-24-180-□-QX☆SC2**

Product length(L1) : Multiple of 3.54"/7.1"[90/180]



**A-◇(H)-1HC4-24-240-□-QX☆SC2**

Product length : Multiple of 9.5"[240]

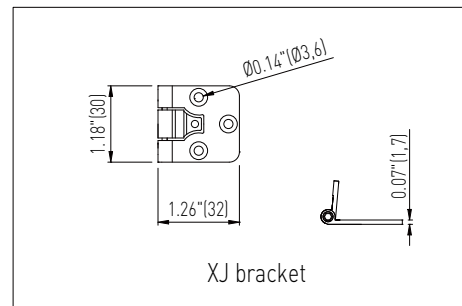
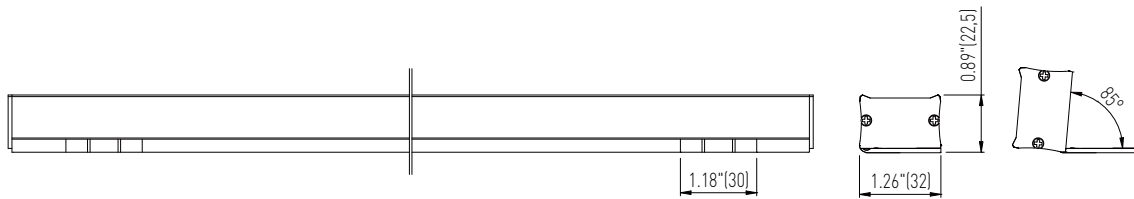
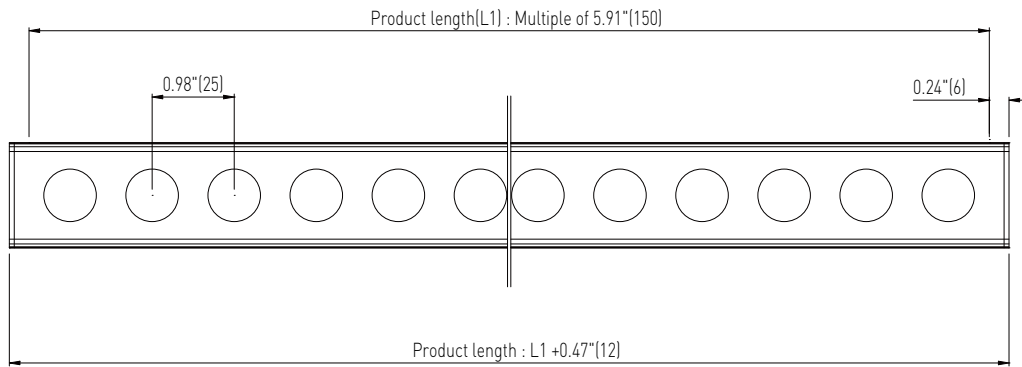


\* Data is subject to change without notice for improvement

# DIMENSION

(inch / mm)

**A-20(H)65(H)-2SC3-24-150-□-QX☆SC2**  
**A-RGBW-4HC3-24-150-□-QX☆SC2**



\* Data is subject to change without notice for improvement